



ITALRAY

Stationary DR Presentation

The tailor made solution for overall X-ray

Company Overview

ITALRAY at a glance



**50 YEARS OF
TRADITION & INNOVATION**

*Proudly since 1974 for your X-Ray
Solutions*



Founded in **1974, 50 Years** of strong experience in the **X-Ray Market**



Headquarters and Manufacturing Plant based in **Florence Area, ITALY**



100% Made in Italy products



Core Business in **Medical Imaging** with a special focus on **Digital X-ray Imaging**



DR and DRF Software internally produced, installed and managed



Products compliance to **CE MDR 2017/745** and **ISO 13485**

Company Overview

Mission



ITALRAY covers at **360°** the **X-Ray solutions process** with a guarantee of **innovation** and **reliability**



~**50** **skilled professionals**, with a R&D department made up of **mechanical/software/firmware** design experts



Thanks to the Quality Department, ITALRAY **Quality System** fully responds to the requirements of the **European Directive (MDR 2017/745)** and **ISO 13485 Standards**



ITALRAY mission is to take care of its products and clients, in every phase of a complete X-Ray Experience

Company Overview

The X-Ray Experience



R&D

The Research and Development division is constantly engaged in **cutting-edge design of machinery**



Technical assistance

All the experience of Italray's **Service Assistance** is **available everytime** for consultancy, support, rapid interventions



Manufacturing

The Manufacturing department realizes every X-Ray solution with **automated processes** and **highly traceable processing steps**



Sales and shipping

A solid **sales network** supports and talks about Italray all around the world



Installation

Highly **qualified technicians** manage and perfect Italray' installations from their positioning up to the final trial

Company Overview

Market Presence

Installations in **70+** countries worldwide!



EUROPE

Albania, Bulgaria, Denmark, France, Georgia, Germany, Greece, Kosovo, Macedonia, Portugal, Poland, Slovakia, Spain, Turkey, Ukraine



MIDDLE EAST

Afghanistan, Bahrain, Iran, Iraq, Jordan, Kuwait, Lebanon, Qatar, Saudi Arabia, Syria, UAE



RUSSIAN FEDERATION & CENTRAL ASIA

over 1300 systems installed



ASIA

Bangladesh, Indonesia, Myanmar, India, Maldives, Mauritius, Pakistan, P. R. China, Philippines, Thailand, Vietnam



CENTRAL & LATIN AMERICA

Bolivia, Chile, Colombia, Costa Rica, Cuba, Ecuador, Honduras, Mexico, Peru



AFRICA

Algeria, Angola, Chad, Egypt, Ivory Coast, Kenya, Libya, Mali, Mauritania, Morocco, Nigeria, Senegal, Togo, Tunisia



Company Overview

Products Catalogue



CLINODIGIT OMEGA



X-FRAME DR SOLUTIONS



XFM



CORSIX | CARMEX



MAMMOGRAPH

General Radiography

X-Frame DR Solutions

Floor Tube Stand



Ceiling Suspended



Tailor Made Solutions

Modules key features:

- Various **generator's powers**
- **Fixed** or **Wifi FPD** detectors
- **Fixed** or **Elevating Patient Table**
- **AEC, DAP** (optional)
- **Auto-tracking motorized** movements
- Automatic **Stitching & collimation**
- **Autofocus** on elevating tabletop

Thanks to the different modules of ITALRAY DR Solutions, it is possible to customize a Radiology Room, adapting it to the needs of the operators

General Radiography

X-Frame DR Solutions

Tailor Made

*For all your needs, in
Digital Radiography (DR)*

- A **complete range of solutions**, that meet all the needs of Radiology Departments
- Thanks to the full set of devices, DR Solutions are based on **extreme modularity** and **maximum versatility**, guaranteeing ease of use and maintaining high quality images produced

ITALRAY DR Solutions, integrated with the **X-FRAME DR proprietary software**, cover the whole digital x-ray **acquisition workflow**:

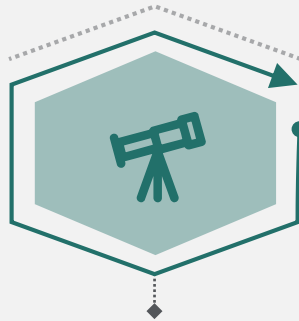
*Sophisticated image
enhancement algorithm (EVEREST X)*



Innovative digital detectors



Dedicated anatomical programs



Floor Tube Stand

General Overview

Floor mounted X-Ray Solution for general applications as:

- Chest
- Hip
- Column
- Femur/knee/ankle/foot
- Shoulder/elbow/hand

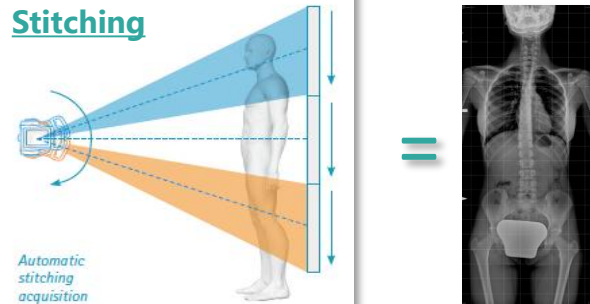


Key Features:

- **Proprietary software:** Italray X-Frame DR
- **Stitching Package** : automatic full leg/full spine exam
- **Synchro configurations - automatic motorized movements** as:
 - ✓ Automatic Motorized Tracking on Bucky Stand and table – also oblique
 - ✓ Automatic Motorized SID on Bucky Table
 - ✓ Automatic Motorized Collimation



Stitching



Floor Tube Stand

Configurations* [1/2]



Main modules:

1 Generator:

- **Microprocessor controlled** High Frequency X-Ray Generator
- **50/65/80 kW** generator power
- Anatomical programs selection (**APR**)
- Can work with **different images support** (films, CR)

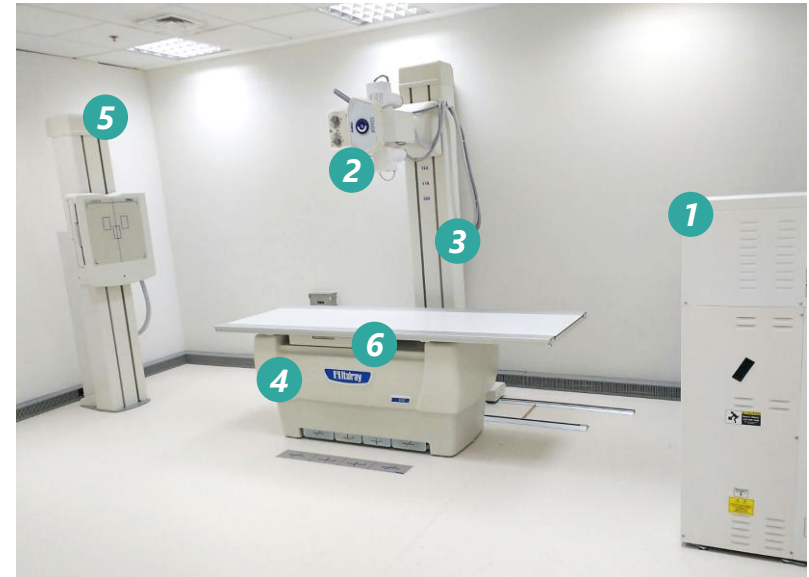
2 Tube & Collimator:

- **High performance** X-Ray tube: 300/400 KHU anode heat capacity
- **Rotating anode**
- **Double focal spot**: 0,6 mm and 1,2 mm
- **Manual or automatic collimator** with electronic timer

3 Statix:

- Linear movements [**Longitudinal: 207,6 cm; Vertical: 159 cm**]
- **Angular movements**
- Column rotation around vertical axis: **$\pm 90^\circ$**
- X-Ray Tube rotation: **$\pm 135^\circ$**

Floor Tube Stand in real field installation



- **Electromagnetic brakes**
- **N°2 separate rails** not integrated with the table
- Low thickness and ramp shape **rails**

Floor Tube Stand

Configurations* [2/2]



Main modules:

4 BT/BTE:

- **4/6-way floating** patient table safety
- **220x77 cm** patient tabletop
- Max load **250 Kg**
- **Side slats** for patient comfort and
- **Electromagnetic brakes**
- Touchless IR/foot **pedal**
- Oscillating grid **12:1 SID 120 cm**

5 BS 45:

- Counterbalanced vertical travel - **158 cm**
- **Floor only** installation
- **Electromagnetic brakes**
- Configurable for either **left** or **right side insertion**
- Oscillating grid **10:1, SID 150 cm**

6 Detector:

- **Fixed** or **Wifi FPD** detectors
- **35x43 cm** or **43x43 cm** active area
- **100/139/148/160 micron**

Floor Tube Stand in real field installation





Thanks for your Attention!



For more details, feel free to contact:
info@spmhospitals.com



Visit our website at:
www.spmhospitals.com

[+201221888395](tel:+201221888395)